

HFp-V Mounting Accessories


The Small Clamp Mount

The HFp-V Small Clamp Mount is used to mount the HFp-Vertical to a bench top, a fence slat, or any convenient flat surface, up to 1-1/2" thick.

The adjustable angle head has a 1/4-20 threaded stud to which the HFp elements attach, and features locking serrations to prevent it slipping.

The standard Vertical Base Insulator is used on the clamp as the base insulator for the antenna.

The Small Clamp is strong enough to hold the entire 40M length of the HFp at a 45 degree angle!




The HFp-V Small Clamp Mount

The Large Clamp Mount

The HFp-V Large Clamp Mount is used to mount the HFp-Vertical to a window frame, picnic table, or any other thick surface, up to 2-3/8" thick.

The Large Clamp has 5 mounting points for the HFp, at various locations around the body of the clamp, as shown in the pictures.

The standard Vertical Base Insulator is used on the Large Clamp as the base insulator for the antenna.



The HFp-V Mobile Mount Adapter

Although the HFp antenna is not strong enough to be used as a mobile-in-motion antenna, it is sometimes convenient to use a standard mobile HF antenna mount to support the antenna.

This could be an actual mobile setup, using the HFp as a more effective antenna at rest - for instance, as a convenient way to get to frequencies not easily covered by the usual mobile antennas.

Or, a mobile mount could be attached to some supporting structure, and the HFp installed or un-installed as desired, permitting a semi-clandestine permanent antenna setup.



HFp-V Magnetic Feet

Sometimes the best place to put the HFp-V is on top of a vehicle. Although you could just place the Base Plate assembly on the roof, it might be subject to sliding off – probably at the worst possible time!

The HFp Magnetic Feet Kit contains four powerful rare-earth magnets to replace the screw-in adjustable feet on the base plates.

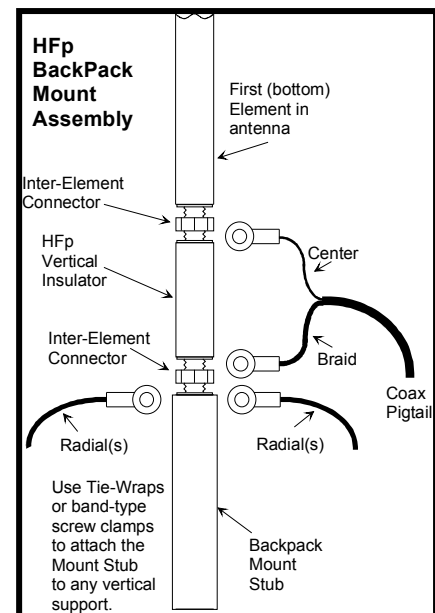
These magnets are strong enough to hold the 40-meter length of the HFp-V in a fair wind (but not roaring down the road!). And they have felt pads on them so you won't scratch the paint.

The Magnetic Feet are stored in a PVC container with a screw-on top, to keep them safe and clean.



The HFp-V BackPack Mount



The BackPack Mount allows the HFp-Vertical to be mounted on a backpack, porch rail, or any other vertical support structure. The Mount consists of an extra-strong mounting stub, about 12" long, and one IEC, and uses the standard Vertical Base Insulator to mount the HFp elements. Typically, Ty-Wraps are used to hold the BackPack mount to the vertical support.



The HFp Ground-Mount Stake

The HFp Ground-Mount Stake is an alternative for the standard crossed aluminum Base Plates on the HFp-Vertical antenna. It is a 10" long steel stake, 5/16" in diameter, with a green attachment ring molded to the top.

Included with the Ground-Mount Stake is a small circular bubble level, to assist in setting the antenna vertical. The Stake and level together weigh about 4 ounces.



The Ventenna Company, LLC.
 POB 227, Huston, ID 83630
 888-624-7069 www.ventenna.com